



February 9, 2018
San Diego County Office of Education

Using Data For Wellness

1.23.2018

Heather Reed, MA, RDN
California Department of Education



District Investments in School Wellness

Commitment

Staffing


Funding

Connect to District Priorities and Plans!!

District Funding Sources

- **Local Control Funding Formula (State)**
- **Every Student Succeeds Act (Federal)**
- **Other-Examples:**
 - **School Meal Programs (State and Federal-Cafeteria Fund 13)**
 - **Expanded Learning Programs (State and Federal)**
 - **Special Education**





What is measured, is supported!

Strategy: Align
Wellness-Related
Indicators to
Federal and State
Indicators

**Example-Chronic
absenteeism**

<http://www.attendanceworks.org/>

Student Wellness Connects to Most LCFF/LCAP Priorities

pupil outcomes
common core standards
broad course of study

student achievement

parental involvement
school climate
basic services
student engagement



Every Student Succeeds Act (ESSA)

- **Signed into law 2015; went into effect 2017-18**
 - Replaces No Child Left Behind
- **New opportunity to align federal work with state priorities**
 - Includes chronic absenteeism and other non-academic indicators
- **Opportunities for Title I schools to focus on wellness**



Handout-ESSA Implementation
by Healthy Schools Campaign

California School Dashboard

New Accountability Tool adopted by State Board of Education

- Key source of information for LCAPs
- Also used for ESSA accountability
- State and Local Indicators

Handout-Dashboard Flyer

State Indicators-CA School Dashboard at District and School Levels

Chronic Absenteeism Suspension Rate

English Learner Progress

Graduation Rate

College/Career Academic:

English Language Arts and Mathematics

Improvement	Outcome				
	Very High	High	Intermediate	Low	Very Low
Improved Significantly	Excellent	Good	Good	Good	Emerging
Improved	Excellent	Good	Good	Emerging	Issue
Maintained	Excellent	Good	Emerging	Issue	Concern
Declined	Good	Emerging	Issue	Issue	Concern
Declined Significantly	Emerging	Issue	Issue	Concern	Concern



Handout-LCAP and Dashboard

Local Indicators-CA School Dashboard at District Level

Basic Conditions of School

Implementation of Academic Standards

Parent Involvement and Engagement

School Climate Surveys

Handout-LCAP and Dashboard

Met

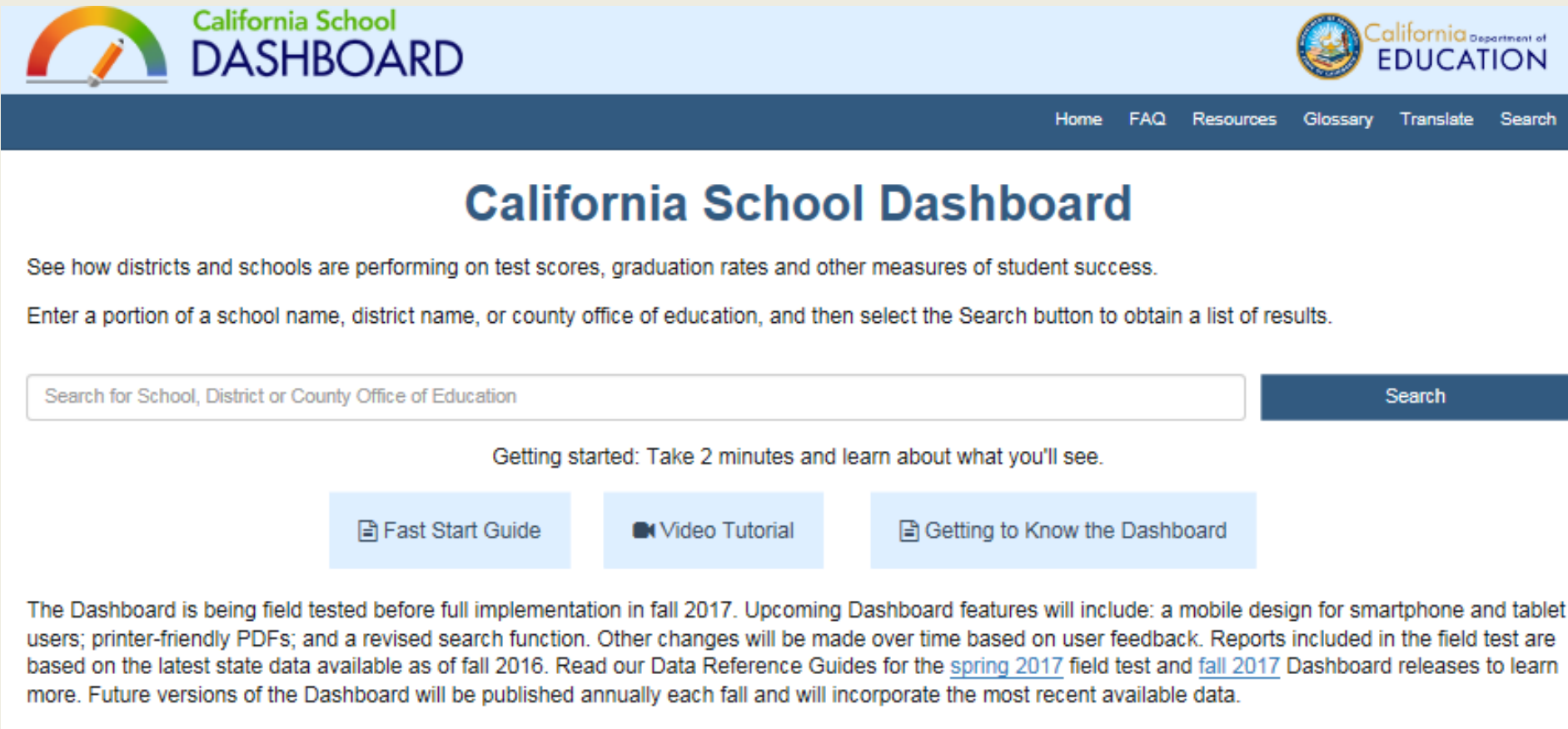
Not Met

Not Met for Two or More Years

Performance determined by LEA
based on state-created standards

For More Info about the CA School Dashboard

<https://www.caschooldashboard.org/#/Home>



The screenshot shows the California School Dashboard website. At the top left is the logo with a rainbow and a pencil, and the text "California School DASHBOARD". At the top right is the California Department of Education logo. A dark blue navigation bar contains links for Home, FAQ, Resources, Glossary, Translate, and Search. The main heading is "California School Dashboard". Below it, a paragraph states: "See how districts and schools are performing on test scores, graduation rates and other measures of student success." Another paragraph says: "Enter a portion of a school name, district name, or county office of education, and then select the Search button to obtain a list of results." Below this is a search input field with the placeholder text "Search for School, District or County Office of Education" and a dark blue "Search" button. Underneath the search field, it says "Getting started: Take 2 minutes and learn about what you'll see." There are three light blue buttons: "Fast Start Guide" (with a document icon), "Video Tutorial" (with a video camera icon), and "Getting to Know the Dashboard" (with a document icon). At the bottom, a paragraph provides information about field testing: "The Dashboard is being field tested before full implementation in fall 2017. Upcoming Dashboard features will include: a mobile design for smartphone and tablet users; printer-friendly PDFs; and a revised search function. Other changes will be made over time based on user feedback. Reports included in the field test are based on the latest state data available as of fall 2016. Read our Data Reference Guides for the [spring 2017](#) field test and [fall 2017](#) Dashboard releases to learn more. Future versions of the Dashboard will be published annually each fall and will incorporate the most recent available data."

District/School Wellness Related Data

➤ Data Quest-State Collected Data

- Chronic Absenteeism-NEW!
- Student/staff demographics
- Physical Fitness Tests-(Fitness Gram)
- Free and Reduced Price Meal Eligibility

➤ Opportunities for Local Data

- PE and Health Education Curricula & Minutes
- Participation in expanded learning programs
- Smarter Lunchrooms Movement Scorecard
- School Health Index; WellSAT 2.0
- School Food Authority Administrative Review Results
- CA Healthy Kids Survey (often identified on dashboard)
- Parent and Student Participation in Wellness Committees
- Meal Participation




Provide Wellness Support

- Review the district's CA School Dashboard
<https://www.caschooldashboard.org/#/Home>
- Find out district's Level of Support status on the LCFF Web page at <https://www.cde.ca.gov/fg/aa/lc/>
- Review the LCAP for wellness commitments-THEN...
- **Get involved in district's LCAP, ESSA, and the Dashboard process-** help identify root causes and offer wellness services
- **Design wellness policy assessments and action plans to focus on supporting improvements in the CA School Dashboard**

How Would You Help Identify Root Causes and Provide Support?

- **District has a high suspension rate and chronic absenteeism, particularly for low-income (socioeconomically disadvantaged) and homeless students**
 - Dashboard also showed that school climate needed improvement
 - What if...
 - Free/reduced eligibility is 90%-lunch participation 50%; breakfast 30%
 - Food rewards given and recess is taken away as a punishment
 - 40% of students meet aerobic capacity requirements on Fitness Grams
 - PE minutes are not being met
 - The expanded learning program has poor attendance; outreach limited
 - In LCAP survey of parents, parents noted dangerous intersection near school



*Please contact me
if you have any questions*

**Heather Reed, MA, RDN
Nutrition Education
Consultant**

Nutrition Services Division
California Department of
Education

hreed@cde.ca.gov



This institution is an equal opportunity provider.